






How to view non-financial endowment fund information

| | |
|------------------|--|
| Before You Begin | <ul style="list-style-type: none"> This form provides the non-financial information for an endowment fund such as endowment type; date fund was established, spendable income fund and the financial manager for both endowment and spendable income funds in addition to the default FOAPAL elements related to the spendable income fund. |
|------------------|--|

Viewing non-financial endowment fund information

| | |
|------------------|---|
| Steps | <ol style="list-style-type: none"> 1. Select FNMENDW from the Finance Fast Track Menu or type FNMENDW in the GO field and press Enter. 2. Click on the Enter Query icon  or hit F7 if using the keyboard. 3. Tab to the Principal Fund field and enter the endowment fund code. To search for a fund code, click on the Search icon  to perform a query. 4. Click on the Execute Query icon  or hit F8 if using the keyboard to bring in the requested information. 5. To view the related endowment fund document text, select Endowment Fund text from the Options menu. 6. To view the related spendable income fund document text, select Spendable Income Fund text from the Options menu. |
| Additional Notes | <p>To view additional financial information for an endowment fund, use FNIEBAL.</p> <p>To view additional financial information for a spendable income fund, use FGIBDST.</p> |